



# From the Ground

*Bath County Agricultural Newsletter*

Bath County  
Ag and Natural Re-

**February 2025**

*Robert Amburgey*

*Bath County Extension Agent for Agriculture and Natural Resources*



## UPCOMING MEETINGS AND EVENTS:

---

### ALFALF AND STORED FORAGES CONFERENCE

February 25th, Fayette County Ext Office

### PASTURES PLEASE EQUINE PASTURE MANAGEMENT

February 27th, Fayette County Ext Office

5:30 p.m.

**NEW!**

**APPLE AND PEAR TREE ORDER FORM IN THIS NEWSLETTER!**

### BATH COUNTY FRUIT ORDERS

**See article AND ORDER FORM in this newsletter!**

**Quantities of both the fruit plants and the apple and pear trees are limited.**

**Orders will be taken till March 1 or when we run out of available plants.**

**Cooperative  
Extension Service**

Agriculture and Natural Resources  
Family and Consumer Sciences  
4-H Youth Development  
Community and Economic Development

**MARTIN-GATTON COLLEGE OF AGRICULTURE, FOOD AND ENVIRONMENT**

Educational programs of Kentucky Cooperative Extension serve all people regardless of economic or social status and will not discriminate on the basis of race, color, ethnic origin, national origin, creed, religion, political belief, sex, sexual orientation, gender identity, gender expression, pregnancy, marital status, genetic information, age, veteran status, physical or mental disability or reprisal or retaliation for prior civil rights activity. Reasonable accommodation of disability may be available with prior notice. Program information may be made available in languages other than English. University of Kentucky, Kentucky State University, U.S. Department of Agriculture, and Kentucky Counties, Cooperating.

Lexington, KY 40506



Disabilities  
accommodated  
with prior notification.




University of Kentucky  
College of Agriculture,  
Food and Environment  
Cooperative Extension Service



## Sautéed Vegetables and Crappie



This institution is an equal opportunity provider. This material was partially funded by USDA's Supplemental Nutrition Assistance Program — SNAP.



This work is supported by the Expanded Food and Nutrition Education Program from the USDA National Institute of Food and Agriculture.



### Sautéed Vegetables and Crappie

- 1 pound crappie fillets
- 1 teaspoon Cajun seasoning blend
- 2 teaspoons olive oil
- 2 medium yellow summer squash, sliced
- 1 medium onion, sliced
- ½ teaspoon ground pepper
- 2 cups broccoli florets
- 1 lemon

1. Wash hands with warm water and soap, scrubbing for at least 20 seconds, especially after handling raw fish.
2. Sprinkle fish with Cajun seasoning and set aside.
3. In a large skillet, heat olive oil on medium heat. Add squash,

onion, and pepper. Sauté for 10 minutes, or until vegetables are just starting to get tender.

4. Place fish fillets on top of sautéed vegetables. Cover skillet and cook on medium heat for 10 more minutes.
5. Add broccoli florets. Cover and cook for 5 minutes.
6. Use a thermometer to check that fish has reached 145 degrees in the center of the thickest part and flakes easily with a fork.
7. Cut lemon in half and squeeze juice over fish and vegetables.
8. Serve immediately. Refrigerate any leftovers within 2 hours.

**Yield:** 4 servings  
**Serving Size:** 4 ounces crappie and 1 cup squash

Adapted from "Sautéed Squash & Crappie" by Vicki Wynn, Agent for Family & Consumer Sciences, Marshall County

**Nutrition facts per serving:**  
230 calories; 9g total fat; 1.5g saturated fat; 0g trans fat; 70mg cholesterol; 200mg sodium; 13g total carbohydrate; 3g dietary fiber; 5g sugars; 0g added sugars; 26g protein; 0% Daily Value of vitamin D; 4% Daily Value of calcium; 6% Daily Value of iron; 15% Daily Value of potassium.



## CONSIDERATIONS FOR SPRING LAWN

Although it is still winter, now is a good time to think about your lawn and to begin planning your weed control and seeding activities.

One of the first considerations is annual weed control (crabgrass). In central Kentucky we try to apply a pre-emergent to the lawn to prevent the emergence of these pesky weeds. There are a good many products on the market, and most do a satisfactory job when applied between April 1 and April 15.

Broadleaf control is the next item to consider. Dandelions are the most noticeable of our lawn broadleaves, but others include plantain, chickweed, thistle, purple deadnettle, henbit, and a wide range of others. Most products used for broadleaf control contain 2,4-D salts. When mixed properly, 2,4-D will not harm the established grass.



In some instances, you may find yourself faced with a more stubborn weed, wild violet for instance. In these instances, a more aggressive approach may be needed. Products containing MCCP, dicamba, triclopyr or clopyralid may be mixed with the 2,4-D to create a more effective broadleaf control chemical.

The product needed is based on the type of weed or weeds that you are trying to remove from your landscape.

The extension office can assist you through weed identification and chemical

recommendations. This service is free.

At times, we deal with perennial weeds such as Bentgrass, Bermudagrass or Quackgrass. In these cases, a non-selective control program, such as glyphosate (Roundup, Kleenup or Knock-out) or glufosinate products (Finale) can be used as a directed spray.

The one consideration that must be made early on is whether you are planning to reseed the area where you are considering treatment.

Most herbicides have some residual activity which can adversely affect grass seed germination (Roundup does not have this problem). In the case with 2,4-D, the label should be followed regarding time of application and seeding times. The time to wait could be as much as 3 to 4 weeks. The time period after using a pre-emergent for seeding may be much greater. One product, Siduron, which is a pre-emergent can be applied at the time of seeding new grass, but is better if applied a few days later.

The extension office has a publication, AGR-208 which has a good listing of weeds and products labeled for their control. This publication can also be downloaded from the University of Kentucky website.

## Forcing branches of woody plants into flower.

Rick Durham –Extension Horticulture Specialist

Winter can be dreary at times. A few branches of flowers from the garden would give us hope that spring is just around the corner. Why not force some branches from spring-flowering trees and shrubs into flower early? Some plants well suited to forcing include forsythia, red maple, spirea, and dogwood. Others include apples, pears and peaches, as well as crabapples and ornamental pears.

Follow good pruning practices when you remove branches. Prune back to an outward facing bud or remove branches entirely by cutting back to a natural branch point. A first priority for pruning would be branches that appear diseased, crowded, or growing downward. Once you have brought the branches indoors, make a fresh slanted cut at the base of the branch just before you add it to a vase. Place the branches into slightly warm water containing a floral preservative. You can make your own preservative solution with 2 cups lemon-lime soda, 2 cups water, and ½ teaspoon chlorine bleach. Keep the branches in a cool (60-65F) area, away from direct light, and change the solution every 4 or 5 days. Once flower color is evident the branches can be moved to a well-lit room and arranged to suit the occasion.

### Miniature Roses. Rick Durham – Extension Horticulture Specialist

Roses are a popular gift on Valentine's and Mother's Day. If you haven't noticed, there are now many varieties of miniature roses on the market that can serve a dual purpose. Use them as gifts on special occasions and then add them to the landscape. They make great additions to rock gardens or can be used as a short hedge. Better yet, grow them in containers in your landscape so that they can be moved indoors for decorating on special occasions.



Most miniature roses are hardy and will flourish for many years outdoors if cared for properly. Miniature roses given for Valentines Day should be kept indoors until the threat of frost is past. Even though these plants are quite hardy, they will not withstand frosts when actively growing. For most parts of Kentucky it would be safe to transplant these actively growing roses in early to mid May. The plants will need a sunny location outdoors but they should be introduced to full sun gradually. First place the pots outdoors in a shady location and each day move it to a slightly sunnier spot. After a week to 10 days, the plants should be exposed to fairly full sun and be ready to transplant.

Keep plants well watered, but water the base of the plant, not the foliage. This reduces problems with disease. Also fertilize regularly with a complete fertilizer according to label directions. Remove faded blooms and trim back longer shoots to encourage bushier growth. In late winter, prune back at least half of the stem length, or even prune back individual stems to the lowest, outward facing bud. If your plants are growing in containers, sink the entire container into the ground during winter, or cover the containers with mulch to insulate the root system from extreme cold.

Diseases such as black spot and powdery mildew may be a problem on miniature roses as they are on the full sized plants. Disease may be less severe if plants are placed in an area where they receive morning sun and good air circulation. Diseases can also be controlled with fungicide applications. Contact your county extension agent for a recommended list of fungicides to use on roses. The most serious insect pests of miniature roses are Japanese beetles, aphids, and spider mites. The beetles can be picked off by hand, and mites and aphids can be controlled with sprays of insecticidal soaps and summer oils that pose little threat to humans or the environment.

So as you are shopping for flowers this spring, why not try some miniature roses. The cost is similar to cut flowers, and the plants can add beauty to the landscape for years to come.



## **Alfalfa and Stored Forage Conference– Feb. 25th**

The 2025 Alfalfa and Stored Forage Conference will be held Feb. 25 from 8:00 to 3:30 at the Fayette County Extension office, 1140 Harry Sykes Way, Lexington, KY.

The conference will provide important updates on alfalfa production and feature how to produce grass hay for premium markets. Speakers will include long-time alfalfa breeder Dr. Don Miller from Idaho. Don Dr. Miller has developed or co-developed 100 alfalfa varieties, 6 red clover and one teff grass variety during his plant breeding career. Specific presentations will include: Everything I Ever Needed to Know about Armyworms, Armyworm Control Methods: What to spray and when, What's New in Alfalfa Varieties, What do Horse Owners Want and Why, What We Can Learn from the Results of the KY Hay Contests, Emerging Markets for Unique Forage Species, and a Producer Panel.

The panel will feature four top KY hay producers discussing Orchardgrass, Timothy, Teff, and Fescue/mixed hay production. We have asked them to be very practical and explain their successful methods for establishment, fertilizing, harvesting and marketing. And then we will open the floor to questions.

The cost is \$45 and students are only \$15. Go to the UK Forage Website under events (<https://forages.ca.uky.edu/events>) for more details and to register or mail a check with your name to Krista Lea, N222 Agriculture North, Univ.



## **Timely Tips**

*Dr. Les Anderson, Beef Extension Professor, University of Kentucky*

### **Spring Calving Cow Herd**

Study the performance of last year's calf crop and plan for improvement. Plan your breeding program and consider a better herd sire(s). Select herd sires which will allow you to meet your goals and be willing to pay for superior animals.

Consider vaccinating the cows to help prevent calf scours.

Keep replacement heifers gaining to increase the probability of puberty occurring before the start of the spring breeding season.

Start cows on the high magnesium mineral supplement soon. Consider protein supplementation if hay is less than 10% crude protein. If cows are thin, begin energy (grain) supplementation now. Cows must reach a body condition score of 5 before calving to maximize their opportunity for reproductive success. Supplementation now allows adequate time for cows to calving in adequate body condition score.

Get ready for the calving season! See that all equipment and materials are ready, including obstetrical equipment, record forms or booklets, eartags, scales for obtaining birthweights, etc. Prepare a calving area where assistance can be provided easily if needed. Purchase ear tags for calves and number them ahead of time if possible. Plan for enough labor to watch/assist during the calving period.

Move early calving heifers and cows to pastures that are relatively small and easily accessible to facilities in case calving assistance is needed. Keep them in good condition but don't overfeed them at this time. Increase their nutrient intake after they calve.

### **Fall Calving Cow Herd**

Provide clean windbreaks and shelter for young calves.

Breeding season continues. Keep fall calving cows on accumulated pasture as long as possible, then start feeding hay/grain/supplement. Don't let these cows lose body condition!

Catch up on castrating, dehorning and implanting.

### **General**

Feed hay in areas where mud is less of a problem. Consider preparing a feeding area with gravel over geotextile fabric or maybe a concrete feeding pad. Bale grazing is an option for producers to help control mud while spreading nutrients across pastures.

Increase feed as the temperature drops, especially when the weather is extremely cold and damp. When temperature drops to 15°F, cattle need access to windbreaks.

Provide water at all times. Cattle need 5 to 15 gallons per head daily even in the coldest weather. Be aware of frozen pond hazards. Keep ice "broken" so that cattle won't walk out on the pond trying to get water. Automatic waterers, even the "frost-free" or "energy-free" waterers can freeze up in extremely cold weather. Watch closely.

Consider renovating and improving pastures with legumes, especially if they have poor stands of grass or if they contain high levels of the fescue endophyte. Purchase seed and get equipment ready this month.

Join us for the 18th annual

# PASTURES PLEASE!!

Thursday, February 27



**Schedule:**

**5:30—Meal**

**6:00—Aerial Applications: Does a Drone Fit**

– Brett Reese

**6:30—Weeds to Watch Out For**

– Dr. Bill Witt

**7:00—Cost Share Opportunities for Horse Owners**

– Krista Lea

**RSVP to 859-257-5582**

**Fayette County  
Extension Office**

1140 Harry Sykes Way  
Lexington, KY 40504

Thank you to our sponsors:

Ridley USA  
Farmers Feed Mill -  
Hallway Feeds  
Meade Tractor

The Pond Lady  
Central Equipment  
Ag Credit

**KENTUCKY**    
**COOPERATIVE EXTENSION**

 University of  
**Kentucky**  
**Ag Equine Programs**  
College of Agriculture, Food and Environment

**The Bath County Extension Office is open from 8:00 to 4:30— Monday through Friday. We can also be reached by phone, email or on our website or facebook.**

Phone—606-674-6121

**FACEBOOK**

Bath County Agriculture

Email—[bath.ext@uky.edu](mailto:bath.ext@uky.edu)

**FACEBOOK** Bath County Cooperative Extension Service

Website—<http://bath.ca.uky.edu/>



Bath County  
Ag and Natural Resources

## **FRUIT ORDERS FOR 2025**

**The Bath County Extension Office will have available a limited quantity of fruits that will be sold as a 4H fundraiser this year.**

**The order form is attached to this newsletter. Some plants are sold in bundles and some individually (as stated on the form) we have to collect sales tax on the order, so plan for that.**

**These plants are sold on a first paid basis and the order deadline is March 1, 2025**

**We expect plants to be delivered by the week of March 24th.**

**This is the first time Bath County has offered this program and we expect plants to go fast so get your orders in as soon as you can.**

**You can pay by CASH OR CHECK**

### **CIVIL RIGHTS ACT-COMPLIANCE STATEMENT**


The Martin-Gatton College of Agriculture, Food and Environment is an Equal Opportunity Organization with respect to education and employment and authorization to provide research, education information and other services only to individuals and institutions that function without regard to economic or social status and will not discriminate on the basis of race, color, ethnic origin, national origin, creed, religion, political belief, sex, sexual orientation, gender identity, gender expression, pregnancy, marital status, genetic information, age, veteran status, physical or mental disability or reprisal or retaliation for prior civil rights activity. Reasonable accommodation of disability may be available with prior notice. Program information may be made available in languages other than English. Inquiries regarding compliance with Title VI and Title VII of the Civil Rights Act of 1964, Title IX of the Educational Amendments, Section 504 of the Rehabilitation Act and other related matter should be directed to Equal Opportunity Office, Martin-Gatton College of Agriculture, Food and Environment, University of Kentucky, Room S-105, Agriculture Science Building, North Lexington, Kentucky 40546, the UK Office of Equal Opportunity, 13 Main Building, University of Kentucky, Lexington, KY 40506-0032 or US Department of Agriculture, Office of the Assistant Secretary for Civil Rights, 1400 Independence Avenue, SW, Washington, D.C. 20250-9410



# 2025 FRUIT TREE SALE



Martin-Gatton  
College of Agriculture,  
Food and Environment



## ORDER FORM

AVAILABLE VARIETIES ARE ON THE BACK OF THIS FORM

NO:	DATE:
CUSTOMER:	PHONE:
ADDRESS:	EMAIL:

ITEM	QTY	PRICE	TOTAL
		22.00	
		22.00	
		22.00	
		22.00	
		22.00	
		22.00	
		22.00	
		22.00	

NOTES	PRICE
<b>AVAILABLE VARIETIES ARE ON THE BACK OF THIS FORM</b>	SUBTOTAL
SALES TAX IS AN ADDITIONAL 6%	TAX
cost/tree with sales tax added is \$23.32)	GRAND TOTAL

BATH County Extension  
Service

2914 E.HWY 60  
OWINGSVILLE, Ky 40360

1-606-674-6121

**Cooperative  
Extension Service**

Agriculture and Natural Resources  
Family and Consumer Sciences  
4-H Youth Development  
Community and Economic Development

**MARTIN-GATTON COLLEGE OF AGRICULTURE, FOOD AND ENVIRONMENT**

Educational programs of Kentucky Cooperative Extension serve all people regardless of economic or social status and will not discriminate on the basis of race, color, ethnic origin, national origin, creed, religion, political belief, sex, sexual orientation, gender identity, gender expression, pregnancy, marital status, genetic information, age, veteran status, physical or mental disability or request or retaliation for prior civil rights activity. Reasonable accommodation of disability may be available with prior notice. Program information may be made available in languages other than English.  
University of Kentucky, Kentucky State University, U.S. Department of Agriculture, and Kentucky Counties, Cooperating.  
Lexington, KY 40506



## **APPLES**

### **CRIMSONCRISP®**

CRIMSONCRISP® IS MEDIUM IN SIZE WITH A VERY ATTRACTIVE CRIMSON RED COLOR OVER 95% OF THE FRUIT SURFACE. CRIMSONCRISP® HAS A VERY FIRM, CRISP TEXTURE WITH A TART, COMPLEX FLAVOR. THE TREE IS VERY GROWER FRIENDLY WITH A SPREADING HABIT, FRUITING THROUGHOUT THE TWO- AND THREE-YEAR OLD BRANCHES. THE FRUIT MATURES IN MID-SEASON AND WILL KEEP IN COLD STORAGE FOR SIX MONTHS. CRIMSONCRISP® IS A REGISTERED TRADEMARK OF PURDUE RESEARCH FOUNDATION.

### **RUBYRUSH™**

AN EXCITING NEW RELEASE FROM THE APPLE BREEDING PROGRAM AT RUTGERS UNIVERSITY/ NEW JERSEY AGRICULTURAL EXPERIMENT STATION(NJAES). THIS SELECTION IS A GOLDRUSH X ENTERPRISE CROSS SELECTED FOR ITS SCAB-RESISTANT TRAITS. RUBYRUSH™ ALSO EXHIBITS EXCELLENT RESISTANCE TO FIRE BLIGHT AND CEDAR APPLE RUST. THE FRUIT IS JUICY AND AROMATIC WITH A DESIRABLE CRISP TEXTURE. THE TREE IS VIGOROUS AND SHOULD BE THINNED TO AVOID BIENNIAL BEARING.

### **MOSAIC™**

MOSAIC™ IS A NEW SCAB-RESISTANT SELECTION OUT OF THE CIV BREEDING PROGRAM IN ITALY. IT CAN BE PICKED GREEN LIKE GRANNY SMITH, OR IF YOU LET IT HANG, IT WILL TURN SOLID YELLOW AND WILL HANG VERY LATE INTO THE SEASON WHILE STILL MAINTAINING ITS FIRMNESS. IT CONSISTENTLY PRODUCES HIGH YIELDS, AND IT STORES WELL, EVEN IN REGULAR COLD STORAGE. LATE-SEASON HARVESTED MOSAIC™ HAVE MAINTAINED THEIR FIRMNESS THROUGH MARCH IN REGULAR COLD STORAGE.

IMPORTANT NOTE: MOSAIC™ FRUIT CAN DEVELOP A STRONG BLUSH ON THE SUN-EXPOSED SIDE, ESPECIALLY IN YEARS WITH COOLER TEMPERATURES.

## **PEARS**

### **HARROW SWEET**

A LATE-SEASON PEAR DEVELOPED BY THE HARROW RESEARCH STATION IN ONTARIO, CANADA, HARROW SWEET RIPENS APPROXIMATELY THREE WEEKS AFTER BARTLETT. THIS VARIETY HAS SHOWN VERY GOOD RESISTANCE TO FIRE BLIGHT. THE FRUIT SIZE AND APPEARANCE ARE SIMILAR TO THAT OF BARTLETT; HOWEVER, HARROW SWEET DOES DEVELOP AN ATTRACTIVE BLUSH. TREES SHOULD BE THINNED TO MAINTAIN FRUIT SIZE AND AVOID BIENNIAL BEARING.

### **SHENANDOAH**

ANOTHER RELEASE FROM USDA AND OSU, SHENANDOAH HARVESTS APPROXIMATELY THREE WEEKS AFTER BARTLETT. FRUIT SIZE IS LARGE WITH TRADITIONAL SUB-ACID PEAR FLAVOR. BLIGHT RESISTANCE IS GOOD AND SIMILAR TO THAT OF SECKEL. SHENANDOAH STORES VERY WELL FOR UP TO FIVE MONTHS WITHOUT BREAKING DOWN.

### **SUNRISE**

A DISEASE-RESISTANT PEAR INTRODUCED BY USDA-ARS AND OSU, SUNRISE HAS SHOWN IMPRESSIVE RESISTANCE TO FIRE BLIGHT. THE FRUIT COLOR IS YELLOW, OFTEN FINISHING WITH A SLIGHT BLUSH AND VERY LITTLE RUSSET. SUNRISE HARVESTS TWO WEEKS BEFORE BARTLETT AND WILL STORE FOR TWO TO THREE MONTHS.


ALL TREES ARE \$22.00 EACH - CASH OR CHECK MADE OUT TO BATH COUNTY 4H COUNCIL

ON THE ORDER FORM ABOVE, WRITE THE NAME OF THE TREE YOU ARE WANTING TO PURCHASE AND THE QUANTITY, EACH VARIETY ON A SEPERATE LINE.

WE ARE REQUIRED TO COLLECT SALES TAX, SO THAT SHOULD BE ADDED AT THE END.



Invoice Date: \_\_/\_\_/\_\_  
 Due Date: 03/01/25



Bath County Extension Office  
 2914 East Hwy 60  
 Owingsville, KY 40360  
 606-674-6121  
 robert.amburgey@uky.edu

## Fruit Plant Order Form

Invoice Number # \_\_\_\_\_

Name: \_\_\_\_\_

Address: \_\_\_\_\_

City, State, Zip Code: \_\_\_\_\_

Telephone: \_\_\_\_\_

Email: \_\_\_\_\_

Qty	Description	\$	Total
BUNDLES	ALLSTAR Strawberries (25)	\$7.00	
BUNDLES	EARLIGLOW Strawberries (25)	\$7.00	
	NATCHEZ Blackberries (each)	\$5.00	
	DUKE Blueberries (each)	\$8.50	
	CHANDLER Blueberries (each)	\$8.50	
	PRELUDE Raspberrie- Bare Root	\$4.00	
	JEWEL Black Raspberries (each)	\$5.00	
	MILLENNIUM Asparagus (each)	1.50	
BUNDLES	CANDY Onion Plants (48 +)	\$6.00	
		6% Tax	

**Total Include Tax**

Payment is due when order is placed.

6% Sales Tax is added if tax exempt form is not provided

TAX FORM PROVIDED YES \_\_\_\_\_ NO \_\_\_\_\_

## Plant Order is expected the week of March 24, 2025

**Cooperative  
 Extension Service**

Agriculture and Natural Resources  
 Family and Consumer Sciences  
 4-H Youth Development  
 Community and Economic Development

**MARTIN-GATTON COLLEGE OF AGRICULTURE, FOOD AND ENVIRONMENT**

Educational programs of Kentucky Cooperative Extension serve all people regardless of economic or social status and will not discriminate on the basis of race, color, ethnic origin, national origin, creed, religion, political belief, sex, sexual orientation, gender identity, gender expression, pregnancy, marital status, genetic information, age, veteran status, physical or mental disability or reprisal or retaliation for prior civil rights activity. Reasonable accommodation of disability may be available with prior notice. Program information may be made available in languages other than English.  
 University of Kentucky, Kentucky State University, U.S. Department of Agriculture, and Kentucky Counties. Cooperating.  
 Lexington, KY 40506



Disabilities  
 accommodated  
 with prior notification